



*Creative
Education
Trust*

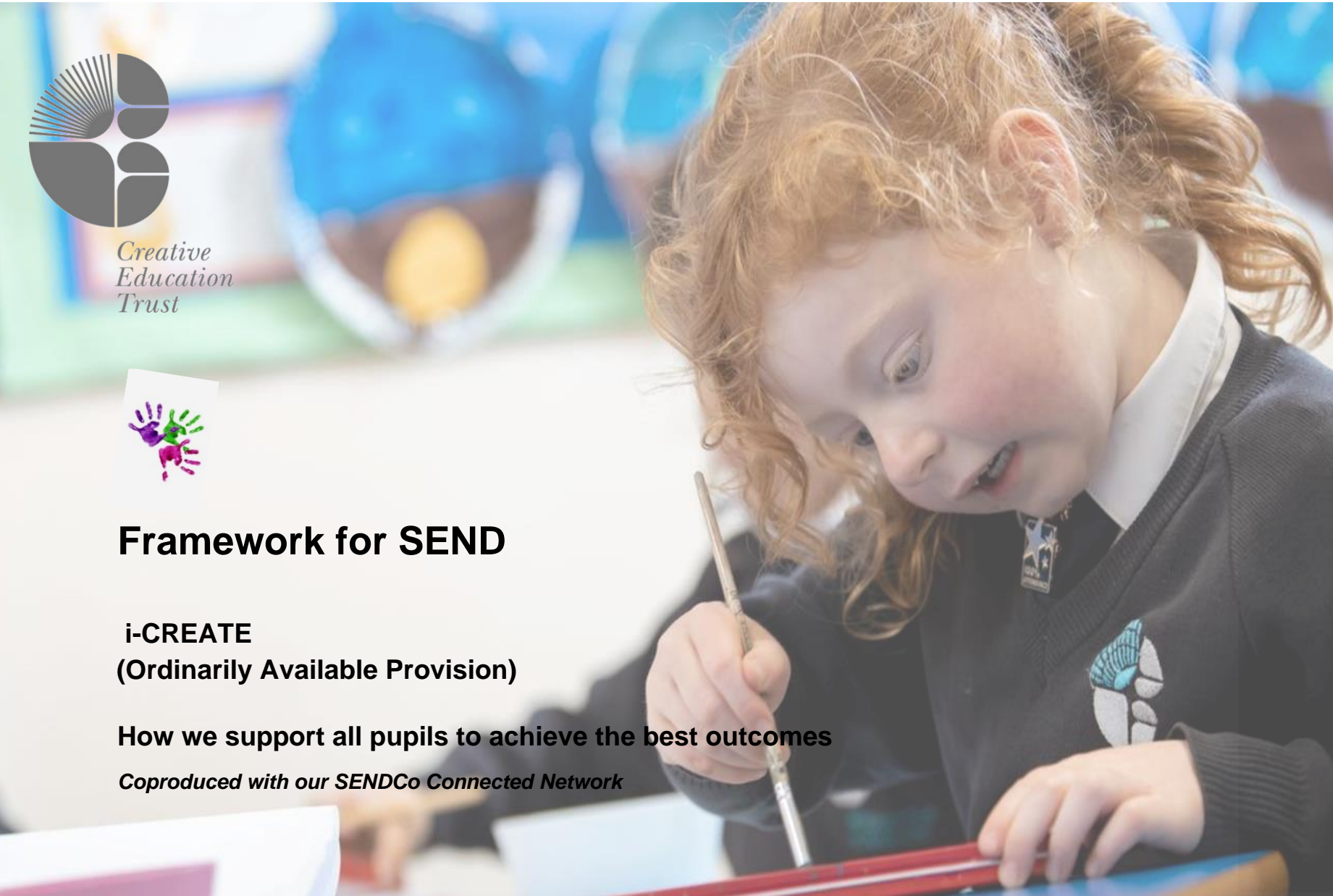


Framework for SEND

**i-CREATE
(Ordinarily Available Provision)**

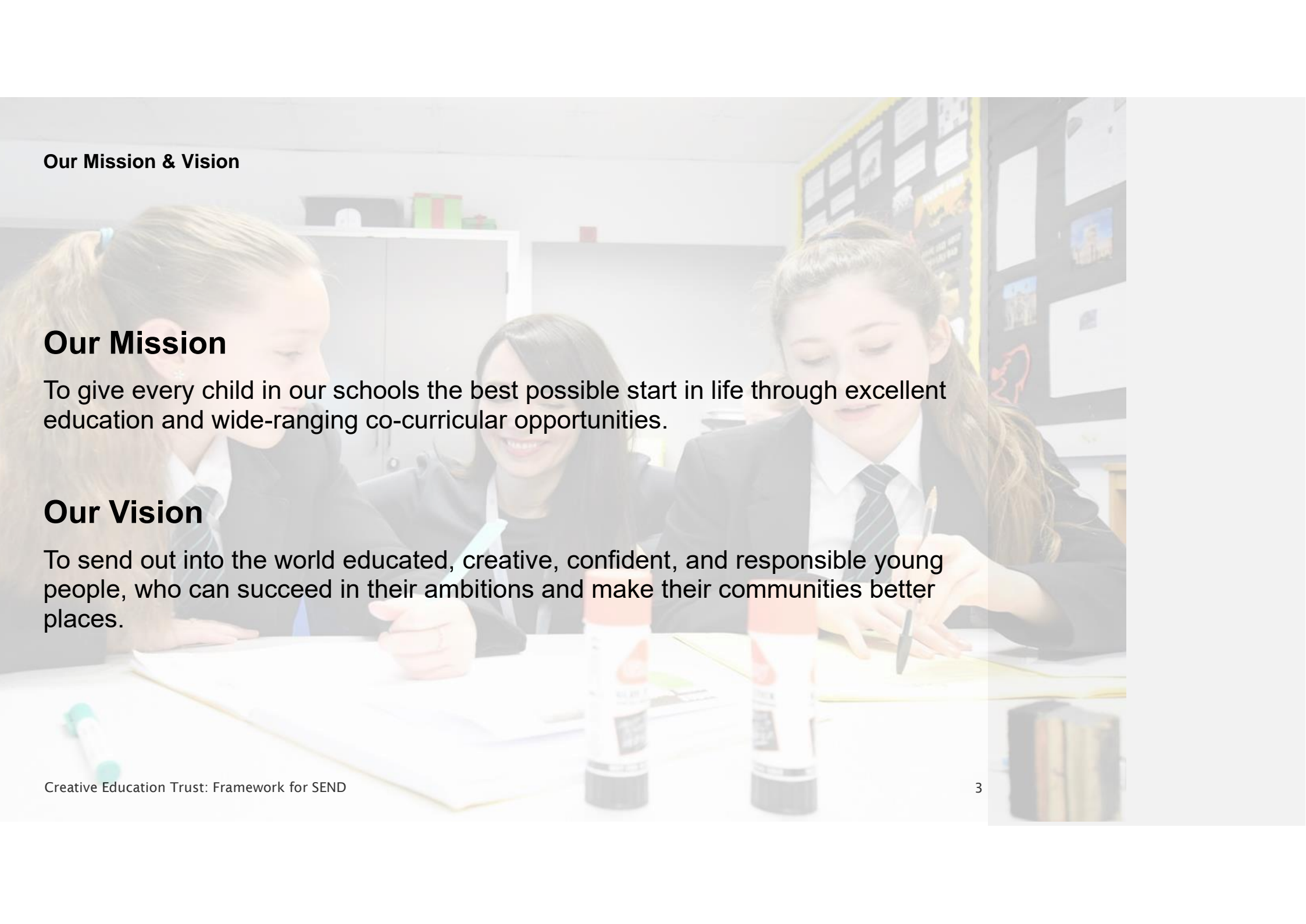
How we support all pupils to achieve the best outcomes

Coproduced with our SENDCo Connected Network



Contents

Our Mission & Vision	<i>page 3</i>
Creative Education Trust, promoting equity and inclusion	<i>page 4</i>
Timely Identification & The Graduated Approach	<i>pages 4-11</i>
The i-CREATE approach	<i>pages 12-35</i>
SEND Practice: COP Areas of Need	<i>pages 36-68</i>
<ul style="list-style-type: none">• Cognition & Learning Needs• Communication & Interaction Needs• Social Emotional & Mental Health Needs• Sensory and/or Physical Needs	

A photograph of three young women in school uniforms sitting at a desk in a classroom. They are looking at a large sheet of paper on the desk. One student is pointing at the paper, another is smiling, and the third is writing. There are two glue sticks and a pen on the desk. The background shows a classroom with a bulletin board and shelves.

Our Mission & Vision

Our Mission

To give every child in our schools the best possible start in life through excellent education and wide-ranging co-curricular opportunities.

Our Vision

To send out into the world educated, creative, confident, and responsible young people, who can succeed in their ambitions and make their communities better places.

Creative Education Trust, promoting equity and inclusion

At Creative Education Trust, our focus is on individual talent and the development of each child in partnership with their peers, their staff teams and the communities they live in. This is promoted through equity of opportunity and through a totally inclusive approach that considers the learning context, gender and religious background for every child as an individual and as part of a wider community.

All pupils at our academies benefit from the chance to achieve their full potential through our ambitious curriculum.

Children and young people with SEND have full access to the same opportunities as every other member of our community. Pupil and staff voice enables us to ensure that all aspects are considered regularly and our collaborative approach to equity and inclusion ensures the best outcomes for all.



Timely Identification and The Graduated Response

Introduction

At CET we are committed to providing a high quality, broad and balanced curriculum for all children and young people; the consistent delivery and access to the National Curriculum is the starting point for all children and young people's learning.

We value high-quality teaching ("Quality First Teaching") for all pupils and monitor the quality of learning and teaching in the school. We use a range of methods to do this including regular lesson observation, work scrutiny by curriculum leaders and senior leaders, learning walks (when senior staff and/or SENDCo follow a student or group of pupils to see at first hand their learning experiences). Staff benefit from regular professional development.



At some point during their education, a child or young person may have particular learning needs which require additional or adapted provision. All staff recognise that every child and young person has gifts, abilities and development needs which staff need to meet. As part of the Creative Education Trust offer, we promote an 'i-Create' approach for all pupils so they can access support, including any specialist support to help pupils with special educational needs and/ or disabilities (SEND). In line with the SEND Code of Practice 0 – 25 (2014), all practitioners are equally responsible for the learning and progress of all children and young people.

The academy's SENDCo and intervention teams, working with leaders, support teachers, practitioners and pupils with additional provision and strategies that help all pupils to make progress. This policy ensures that curriculum planning for pupils with SEND takes into account the type and extent of any difficulties experienced by the child or young person. Leaders will ensure that parents/carers are involved in decision-making, where necessary and possible, about SEND provision being made for their child, working collaboratively with appropriate expert agencies, where needed. All children and young people with SEND will be admitted to the school in line with the school's agreed Admissions Policy. The Disability Discrimination Act states that some pupils with disabilities may have learning difficulties that require special educational provision. However, not all children defined as disabled, or those with medical conditions, will necessarily require this provision. A child with asthma or diabetes, for example, may not have special educational needs but may still have rights under the Disability Discrimination Act. We will assess each child or young person as required, and make the appropriate provision, based on their identified needs.





Aims

We aim to:

- Raise the achievement of all children and young people;
- Promote the self-esteem and motivation of all children and young people, enabling full access to the life of the school and opportunities offered;
- Identify children and young people's additional needs as early as possible and provide appropriate support;
- Listen to children and young people's views and involve them in planning their education;
- Provide children and young people with the opportunities and skills to access a successful pathway to adulthood;
- Work in partnership with parent carers, external agencies, professional bodies.

Objectives

These aims will be realised by ensuring that:

- Pupils with SEND have access to a broad and balanced curriculum, adapted by design
- Pupils' individual needs will be taken account of at the planning stage for all learning;
- Various grouping arrangements will be used to enable pupils to take on different roles and to access learning at the appropriate level;
- The SENDCo, working with other staff, will organise effective use of people, interventions, resources and time to maximise the learning of all;
- Leaders will liaise with other agencies e.g., Specialist Teaching Team, Educational Psychologists, Health and Social Care, Education Welfare Service and any voluntary organisations to provide more specialist support where the Academy feel there is sufficient need and the child or young person meets the different agencies' thresholds for involvement

Identification of Need

Children and young people with special educational needs (SEND) have learning difficulties that call for extra provision to be made or additional support services to be provided. All children and young people may have special needs at some time in their lives.

Children and young people have a learning difficulty if they have:

- Significantly greater difficulty in learning than the majority of children of the same age;
- A disability which prevents or hinders them from making use of the educational facilities of a kind generally provided for other children of the same age in schools within the area of the Local Authority.

Most who join our community have already been in early years and primary education settings. In some cases, children join us with their needs already assessed. However, children are assessed when they enter our academies so that we can build upon their prior learning. We use this information to provide starting points for the development of an appropriate curriculum for all our children.

Examples of assessments used across the Trust:

- WRAT Assessment
- ToMaL Assessment
- DASH Assessment
- GL Assessment Tools
- WELLCOM
- ELSA
- Boxall

The needs of all individuals and groups will be met by:

- Setting suitable and appropriate learning challenges within a broad and balanced curriculum
- Responding to pupils' diverse learning needs;
- Overcoming potential barriers to learning and assessment for individuals and groups of pupils.

A pupil will be deemed to have Special Educational Needs 'where their learning difficulty calls for special educational provision, namely provision different from or additional to that normally available to pupils of the same age.' (SEND Code of Practice 0 – 25, 2014, p94). A pupil's Special Educational Need will be identified in discussion with parents and, where appropriate, with pupils.

We will endeavour to identify pupils with SEND at an early stage in their educational career although we recognise that some pupils' needs will only become evident as they develop and grow older.

Where a pupil is identified as having a Special Educational Need or Disability, their needs will be categorised as per the SEND Code of Practice 0 – 25 (2014) into the following four headings:

- Communication and Interaction (C&I)
- Cognition and Learning (C&L)
- Social, Emotional and / or Mental Health Difficulties (SEMH)
- Sensory and / or Physical Needs

These will be used to identify the appropriate action to be taken by the Academy, rather than to label the child or young person. The needs of the whole child/ young person will be used to determine additional and appropriate provision.

At the Creative Education Trust, we recognise that some pupils' progress and attainment is affected by factors other than a Special Educational Need. For example:

- Their attendance and punctuality;
- Their health and welfare;
- Having English as an Additional Language (EAL);
- Being in receipt of the Pupil Premium Grant;
- Being a Child in Care (CiC)

The Graduated Response

Our academies use the graduated response as laid out in the SEND Code of Practice 0 – 25 (2014).

Using teachers' assessments and in discussion with parents/carers, the SENDCo and class teachers will meet regularly, or as often as required, to consider individual needs and to discuss the provision needs of the children and young people at Universal, Targeted and Special Support levels. Consideration will be given to the academic achievement of each child or young person, the progress made and the mental health and emotional resilience demonstrated, including the behaviour exhibited at school and any reported behaviours from the home setting. Where these meetings identify children making less than expected progress for their age and individual circumstances, the SENDCo, progress leader and subject teacher may consider Targeted Support regardless of whether they are deemed to have a SEND.

The Graduated Response has 4 waves:

Wave 1.

This is support provided for all, based on the Quality First Teaching standards; and represents our Ordinarily Available Provision.

-Link to teachers standards -

Children and young people may display some need for support at Wave 1, the teacher and progress leads will provide support as part of this wave and ensure that all reasonable adjustments have been considered and appropriate strategies have been undertaken, for example, the use of an annotated seating arrangement.

Children and young people at Wave 1 are regularly reviewed by form tutors/teachers and progress leads, it is expected that two cycles (Assess/ Plan/ Do/ Review - APDR) of Wave 1 should be supported before moving on to Wave 2, if required.

Wave 2.

Some children / young people do not meet expected progress targets following the implementation of reasonable adjustments. Wave 2 identifies that additional assessment is required. These assessments will be supported and /or delivered by the SEND team, as appropriate. The results of these assessments will inform what kind of short-term intervention or support programme could be utilised to provide additional individualised support. The focus of these interventions may be curriculum based e.g., English / Maths or could be focussed on social skills and the development of relationships. There may be a Pupil Passport created to outline what these reasonable adjustments include. Pupil passports will be co-produced with children and young people and parents/carers to ensure that a joined-up approach is created from the outset of any support programme agreed.

Children and young people at Wave 2 will be regularly monitored and supported by form tutors, progress leads and teachers.

Wave 3.

If a child / young person requires more long-term support, or if the impact of reasonable adjustments and short-term intervention has been limited then they will be placed at Wave 3.

Parents/carers will always be consulted and informed of the proposal to place their child at Wave 3.

At Wave 3 the child/ young person will be placed on the SEND register (and be provided with a K -code to help the academy prioritise their needs). The school SENDCo will work in partnership with Progress Leads, form tutors, teachers and practitioners to help to outline any appropriate interventions that can support the individual needs of the child/ young person.

There may be a need for the SEND team and/or external agencies such as experts in specific areas of need and education psychologists to undertake more in-depth assessments.

At Wave 3 there is a higher degree of monitoring co-ordinated directly by the SENDCo and the SEND teams, supported by other staff.

The impact of Wave 3 will be closely linked to measurable targets recorded in the co-produced and regularly reviewed Pupil Passport including feedback and engagement with parent carers and pupils.

Wave 3 is monitored and reviewed as often as required; we understand that progress can be both accelerated and limited by the quality and relevance of the agreed targets and any impact of pressures that the pupil and/or their family is experiencing.

Wave 4

Wave 4 is required only when there is a need to recognise or formalise the on-going support required by an individual and that this support needs to be recorded as a part of an Education Health and Care Plan (EHCP).

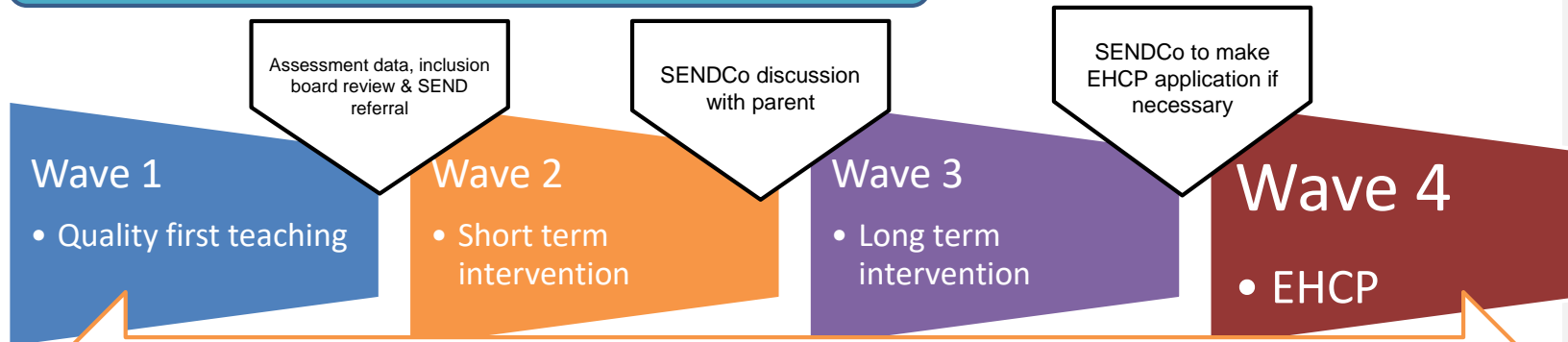
The Local Authority holds the overall responsibility for the implementation of an appropriate EHCP. It is a statutory process that requires the assessment of a range of professionals from external services. The SENDCo and SEND support team will directly co-ordinate this process and ensure that children/ young people and their parent carers are fully included so that the final document is co-produced in line with the SEND Code of Practice.

Children and young people with an EHCP on Wave 4 will be regularly monitored and their pupil passports will include agreed targets from their EHCP, which will be reviewed at least termly. The EHCP document will be subject to an annual review to ensure that it continues to meet the individual needs of the child/ young person.

The following page provides a graphic representation of the Graduated Response shared with all staff within the Trust:

Graduated response

1 cycle = 6 weeks



Students can move up and down based on the provision they are receiving

Wave 1

What every child/ YP receives
 All staff responsible for ensuring Wave 1 provision is delivered
 Teacher standards
 Class teacher has implemented QFT classroom strategies (pupil passport) and followed 2 cycles of Assess/Plan/Do/Review
Reasonable adjustments are fully utilised

Wave 2

CYP needs additional support to make expected progress despite a range of reasonable adjustments at wave 1
 QFT and Short Term specific intervention required (specialist, class or curriculum)
 Baseline assessments to be completed with recommendations

Wave 3

In-depth assessment to establish area of need
 Ongoing, specific support to address CYP's needs including SEND. Evidenced based intervention monitored by SENDCo.
 Young person will have a pupil passport & measurable targets. Specialist support from outside agencies.
 SENDCo involved in coordinating provision, assessment, measuring impact and liaising with outside agencies.

Wave 4

Support over and above, additional and different.
 Highly personalised and closely monitored specialist provision.
 Specialist support from external services.

The i-CREATE Approach

'Meeting needs with ambition and knowledge'

The i-CREATE approach to SEND allows all children and young people to have their needs identified and fully met through a holistic approach that incorporates the whole person.

It is focussed primarily on the ambition to develop the full potential of every child / young person and enable them to thrive.

i-CREATE also sets out the skills required by staff within the trust and individual academies so that each of the i-CREATE foci is maintained across the Ordinarily Available Provision in each academy.



i	<i>Inclusion</i>
C	<i>Creativity</i>
R	<i>Respect</i>
E	<i>Excellence</i>
A	<i>Ambition</i>
T	<i>Therapeutic Awareness</i>
E	<i>Emotionally Literate</i>

i-Inclusion (Achievement for all)

This promotes access to education for all children and young people through accurate identification of needs and through the development of individualised and group/ community approaches that foster equal access to the curriculum irrespective of individual needs. The use of a fully graduated response is crucial to this as is the effective use of Assess, Plan, Do, Review (APDR).



Creativity (Valuing and working with Individuals)

Utilising creative partnerships at all levels. This includes effective co-production with all stakeholders, especially children and young people and parent carers. This element also supports the creative ability to match the pastoral needs of all children and young people, bearing in mind the reasonable adjustments needed to address any social contextual challenges, such as ACEs and still achieve the best outcomes.

Respect

The promotion of positive values across the whole community of the academies including leadership impact, linking into the effective partnerships between different stakeholders, especially children and young people and parent carers. A key element of this section is the development of safe environments that remove any stigma or bias and reduce bullying opportunities that are sustained to zero.

Excellence

The offer of a high-quality experience in all our academies requires the co-ordination of planned and effective Continuous Professional Development (CPD) to enable all practitioners, including leaders, teachers, learning support and all practitioners to deliver a positive contribution to the progress of all children and young people and the sustaining of a skilled and informed workforce.

Ambition (Fulfilling Potential)

A genuine focus on effective target setting allows children and young people to build on their own ambitions and develop a 'no limits' approach to both their academic and social development. The drive to ensure ambition is key, also supports a cycle of success that can be transformative for children and young people.

Therapeutic Awareness (Practice & Learning Environment)

A secure understanding of neuroscience enables both staff and children and young people to increase their ability to access learning more effectively. This includes an awareness of sensory needs and the physical environment, and an understanding of what resources can help to mitigate barriers and promote the cycle of success.

Emotionally Literate (Effective communication skills)

Building on an increased awareness of Therapeutic approaches, staff and children and young people focus on how to communicate their emotions and needs most effectively. This includes modelling language and behaviour and utilising the practical knowledge base through activities that help further promote self-regulation and ultimately create the foundations for positive relationships and an improved ability to manage conflict resolution.



i-CREATE

Inclusion (achievement for all)

What?	Why?	How?	So What?
<p>Practitioners are aware of the additional needs of CYP; understand the nature and impact of these and how to respond to them.</p> <p>Planning incorporates more detailed specialist advice.</p>	<p>Some CYP with SEND respond well to generic teaching approaches to classroom teaching. A timetable can, for example, be shown visually as well as verbally.</p>	<ul style="list-style-type: none"> Aspects of structured teaching are used according to CYP needs, for example, visual timetables, clear concise instructions with written or visual prompts (for example, now and next cards), particularly during transitions. An auditory prompt such as music or a musical sound such as a rainmaker can be paired with a visual cue to support transition from one activity to another. CYP are given time to process information before being asked to respond. Tasks are scaffolded into small manageable steps. These steps are shown explicitly. Feedback is clearly identified and applied as being key to learning. The pace and order of activities is varied to maintain interest and attention of all CYP. Specialists are asked to work alongside educational setting staff to support the assess, plan, do, review process If moving to SEND support. 	<ul style="list-style-type: none"> The right support is in place. Staff give strategies and support structures time to work. Planned support breaks down tasks to ensure CYP can do them. CYP enjoy learning and can keep up.

<p>Practitioners make adaptations to provide suitable learning challenges and cater for different learning needs.</p> <p>Individualised and/or small group planning and programmes in more than one curriculum area.</p> <p>Use of goal setting to promote independence, scaffold and support learners.</p>	<p>Some CYP with SEND respond well to generic approaches to classroom teaching. For example, teachers can adapt tasks by outcomes: expecting some to draw their answers or some to answer more questions than others.</p>	<ul style="list-style-type: none"> • <i>Modelling is used to aid understanding.</i> • <i>Targeted adult support where appropriate</i> • <i>Visual/audio demonstrations and visual cues/audiocommentary are used.</i> • <i>Key vocabulary is displayed with visuals.</i> • <i>Alternatives to written recording are used routinely.</i> • <i>Study skills are explicitly taught. CYP have access to homework clubs, or additional support with homework.</i> • <i>Homework is adapted appropriately for pupils.</i> • <i>Teachers' handwriting on the board and in CYP's books is clear and legible.</i> • <i>Appropriate multi-sensory adaptations</i> • <i>Interactive whiteboard (or other teaching boards such as flip charts) are used effectively to promote engagement and scaffold the lesson.</i> • <i>Mini whiteboard used to assess knowledge and address misconceptions.</i> • <i>IT and assistive tech is used to support learning where appropriate.</i> 	<ul style="list-style-type: none"> • The learning environment help CYP learn. • No one method is relied upon, so all CYP can access. • Homework is well planned and includes support. • CYP are engaged and enjoying learning.
--	---	---	--

<p>Practitioners ensure that CYP have opportunities to work in different ways, for example, independently, in small groups and/or in pairs.</p> <p>Individualised and/or small group sessions are also used.</p>	<p>Some CYP with SEND respond to having additional adults working in the classroom. However, this can lead to a delay in the development of independence skills.</p> <p>Where additional adults are available their work should be planned with care to ensure that the independence skills of the CYP are maximised.</p>	<ul style="list-style-type: none"> • <i>Teaching strategies are used to actively promote independent learning, for example, through pre-teaching, overlearning, appropriately adapted resources.</i> • <i>Seating positions and groupings take account of individual needs and routinely provide opportunities for access to role-models, mixed-ability groups, structured opportunities for conversation and sharing of ideas, with access to additional adults where they are available and appropriate</i> • <i>Use of additional adults is planned to maximise their impact on learning.</i> • <i>Additional adults can be used to support independence rather than create dependence.</i> 	<ul style="list-style-type: none"> • Support means that CYP can reduce the dependence they have on the adults around them. • CYP needs are well considered when deciding where they should sit and who they should work with or alongside. • The right adults offer the right amount of support. • Dependence on adults is reduced.
<p>Practitioners ensure that collaborative learning and peer support is a feature of all lessons.</p>	<p>Some CYP with SEND also have difficulties in making and maintaining friendships. Getting along with others is a key skill needed in adult life.</p>	<ul style="list-style-type: none"> • <i>Strategies that foster collaboration and working together with positive regard are used to support teaching and classroom relationships.</i> • <i>Strategies are used to build and maintain positive relationships across the whole community (for example, peer mentoring).</i> • <i>There are opportunities to develop peer awareness and sensitivity and support for different needs and disabilities both in and out of the classroom.</i> • <i>Support enrichment activities to promote wider peer engagement</i> 	<ul style="list-style-type: none"> • Working together for best outcomes is just what we do. • Positive relationships are the norm. • Peers understand need and adjustment. • We know why CYP behave in a particular way. • We know how to manage behaviour.

<p>To use the assess, plan, do and review cycle.</p>	<p>To ensure that appropriate planning is in place for CYP with SEND. To ensure appropriate provision and interventions are in place for CYP with SEND.</p> <p>To ensure that CYP with SEND are making progress. To ensure individual CYP's development trends are considered as well as general developmental milestones.</p>	<ul style="list-style-type: none"> • <i>The learning and behaviour of CYP is monitored and observed in different settings, contexts and times across the day for short periods to inform assessment, planning and review.</i> • <i>Staff are aware of CYP starting points so that progress can be measured at each phase or key stage.</i> • <i>Assessment is used to inform planning and interventions and assessment</i> • <i>Due regard to the development of the whole CYP</i> • <i>CYP views and where appropriate other stakeholders' views are considered</i> • <i>Sharing of information is a core value across all stakeholders</i> 	<ul style="list-style-type: none"> • We know what precedes behaviours that challenge. • Staff use their knowledge to plan interventions or support strategies. • All stakeholders are aware of progress and strategy
<p>All practitioners, including Teaching Assistants, make a positive contribution to CYP progress.</p>	<p>Unfocussed support is difficult for CYP with SEND and the additional adult.</p> <p>Targeted adult support through interventions is most likely to achieve positive progress.</p>	<ul style="list-style-type: none"> • <i>Additional adults are deployed proactively in the classroom in a clear planned way with identified learning objectives and success criteria; their impact on the learner is monitored carefully to ensure progress is supported.</i> • <i>Grouping, seating arrangements and additional support are used to promote independent learning as far as possible.</i> • <i>Strategies used in interventions are integrated into teaching so that they can sustain progress. For example, if a visual timetable approach has been helpful for an individual, this could be incorporated into whole class teaching and routines.</i> • <i>Leaders with responsibility for support staff in settings consider the deployment of additional adults strategically.</i> 	<ul style="list-style-type: none"> • Adults who support CYP make a difference. • The reduction of dependency on adults around them supports CYP to be as independent as possible. • Strategies which are known to work are used.

<p>There is a plan for on-going Continuing Professional Development (CPD) in relation to the needs of CYP.</p>	<p>Developments in strategies and interventions for CYP with SEND are on-going.</p> <p>All staff who work in education need to keep up to date with developments.</p>	<ul style="list-style-type: none"> • <i>There is a planned programme of ongoing CPD in relation to SEND for the whole setting and individual teams and departments.</i> • <i>Best practice is shared within the setting and with other settings through, for example, SENDCo network meetings.</i> • <i>Access to Local Cluster meetings to share practice</i> • <i>Director of SEND consultation and support</i> • <i>SEND drop in provides local support within Academies</i> • <i>Working collaboratively with SENDIASS services</i> 	<ul style="list-style-type: none"> • Staff are well trained and are effective in their support for CYP. • Staff know and use best practice.
<p>Staff collaborate and have effective links with other relevant outside agencies and specialists.</p>	<p>Educational settings have a vast range of expertise and skills that can be shared in and across settings. However, where staff have continued concerns, leaders liaise with outside agencies and specialists for further ideas, support and training.</p>	<ul style="list-style-type: none"> • <i>Initially, this will be support internal to the setting and if concerns continue, external support can be sought.</i> • <i>The setting is aware of and regularly communicates with any other professionals who are involved with each learner.</i> • <i>Advice received from other professionals is used to inform teaching and learning and can be seen in pupil planning documents.</i> • <i>Where specific decisions to involve outside agencies in casework are made this will be in partnership with parent/carers.</i> • <i>Advice is provided via Trust Directors especially the Director of SEND</i> 	<ul style="list-style-type: none"> • The right support is used at the right time. • Co-production with all professionals and the family are central to what staff do. • Effective planning for need means that progress is made.

i-CREATE

Creativity (valuing and working with Individuals)



What?	Why?	How?	So What?
<p>The Code of Practice highlights that coproduction is key and rightly states that we should include CYP and their families in all decisions.</p>	<p>The best support for CYP with SEND is based on a positive partnership between home and the setting.</p>	<ul style="list-style-type: none"> • <i>Parents and families are aware of the many ways in which they can share information about their Child/ young person and know that this will be heard.</i> • <i>Regular meetings are planned to review the progress and to make decisions with the family and all concerned, including wider professionals if this is appropriate.</i> • <i>A range of communication techniques are used to appropriately share information.</i> • <i>Parents are aware of:</i> <ul style="list-style-type: none"> ○ <i>the needs of their CYP;</i> ○ <i>the support in place;</i> ○ <i>and are involved in setting and reviewing targets and outcomes as part of a sound coproduction approach.</i> • <i>Parents and carers are signposted to the local offer of the local area in which the setting is situated.</i> • <i>The school SEND information report is published on the school's website.</i> 	<ul style="list-style-type: none"> • <i>Parents and families are confident in the provision which is available to the CYP.</i> • <i>Planning meetings are effective and co-produced. They help staff to ensure that they are effective in meeting need.</i> • <i>Parents are well informed, and value being seen as experts by experience</i> • <i>Parents know where the local offer is and how to use it.</i> • <i>SEND information reports accurately reflect what is available and parents can use them to make informed choices.</i> • <i>CYP feel they have a trusted advocate</i>

<p>An effective partnership with CYP's and parent carers is evident. (This will vary in nature depending on the age of the CYP).</p>	<p>To ensure everyone is aware of the CYP needs, strengths and progress. To ensure participation in assessment and review processes.</p>	<ul style="list-style-type: none"> • <i>CYP are involved in the graduated approach. They assess, plan, do and review their learning at all Waves.</i> • <i>CYP are helped to value their progress and achievements and to recognise and understand their own barriers to learning.</i> • <i>CYP understand, identify and contribute towards the targets they intend to achieve.</i> • <i>Support Plans or Pupil Passports should be used to document the assess, plan, do, review approach.</i> 	<ul style="list-style-type: none"> • <i>The graduated approach enables staff to understand what the expectations are.</i> • <i>CYP & staff celebrate their own success.</i> • <i>The voice of the CYP is heard and understood.</i>
<p>The setting has a clear system for pastoral support.</p>	<p>CYP with SEND can be (but are not always) vulnerable to for example, bullying. Therefore, an appropriate level of supervision and support is required. CYP need to know who they can turn to for support.</p>	<ul style="list-style-type: none"> • <i>Awareness and sensitivity of peers and staff towards differences (SEND) is raised and supported by leaders at a whole setting level. Focussed work is planned for classes and groups regarding specific needs or conditions where necessary.</i> • <i>A calm learning environment is created by and for all staff and CYP.</i> • <i>All staff need to know the CYP in their care with SEND. They need to know how best to support the CYP and their strengths. They also need to know which key person is supporting the CYP.</i> • <i>All staff need to be therapeutically aware of relationship-based approaches to behaviour.</i> • <i>Language in the classroom demonstrates unconditional positive regard for learners (restorative approaches and relationship-based approaches).</i> • <i>Dedicated pastoral teams can be utilised to support individuals' needs in partnership with teaching staff and including creation and review of CYP progress.</i> • <i>Communication is an integral priority to ensure a co-ordinated and holistic approach is in place</i> 	<ul style="list-style-type: none"> • <i>Difference is not just acceptable but valued.</i> • <i>Learning environments are a good place to be.</i> • <i>Every child is known and valued.</i> • <i>Effective support is understood at and individual level.</i> • <i>The right support is in place.</i> • <i>Therapeutic awareness is at the bottom of what we do.</i> • <i>CYP progress is improved over time</i>

<p>The setting recognises and responds to the need for individual pastoral support for CYP with SEND bearing in mind the individual's social, emotional needs and any other relevant circumstances such as adverse childhood Experiences (ACEs)</p>	<p>Sometimes CYP with SEND have other need or circumstances that require sensitive support.</p>	<ul style="list-style-type: none"> • <i>Named adults are available as key workers when required. Within ordinarily available provision this could be a family link worker, class teacher, lunch time supervisor, peermentor, learning mentor or classroom assistant.</i> • <i>CYP can identify a space of safety and are able to use thespace when required. For example, the sensory rooms.</i> • <i>Leaders support the time required to provide additional intervention</i> 	<ul style="list-style-type: none"> • <i>Access to the adults who help is available.</i> • <i>CYP feel safe and are safe.</i> • <i>Families have access to support</i>
<p>CYP feel safe and valued in the setting. They know that they can talk to staff who will listen to concerns and value their opinions</p>	<p>CYP with SEND can be (although are not always) vulnerable. They may also find it more difficult to communicate with staff and peers.</p>	<ul style="list-style-type: none"> • <i>Negative attitudes, beliefs or practices towards individuals or groups are challenged. This should happen in the classroom and across the wider setting.</i> • <i>Leaders have a duty to provide opportunities to address the impact of bias / unconscious bias</i> • <i>CYP's voices are encouraged through, for example, student councils, pupil representatives, student voice ipads, photographs,</i> 	<ul style="list-style-type: none"> • <i>There is a reduction in the incidents of negative practice.</i> • <i>CYP voices are heard and acted upon.</i> • <i>Quality of access arrangements for all</i>
<p>An effective partnership with learners and parent/carers is evident. (This will vary in nature depending on the age of the CYP).</p>	<p>To ensure everyone is aware of the CYP needs, strengths and progress. To ensure participation in assessment and review processes.</p>	<ul style="list-style-type: none"> • <i>Learners are involved in the graduated approach. They assess, plan, do and review their learning.</i> • <i>Learners are helped to value their progress and achievements and to recognise and understand their own barriers to learning.</i> • <i>Learners understand, identify and contribute towards the targets they intend to achieve.</i> • <i>Targets are communicated effectively for all stakeholders</i> 	<ul style="list-style-type: none"> • <i>The graduated approach enables CYP to understand what the expectations are.</i> • <i>CYP & staff celebrate their own success.</i> • <i>CYP aspirations are valued.</i> • <i>Collaborative approach to progress is key</i>



i-CREATE Respect

What?	Why?	How?	So What?
<p>Practitioners work in partnership with CYP to ensure that expectations for behaviour lead to consistent outcomes based on fairness and equity</p> <p>Policy can incorporate more detailed specialist advice where necessary.</p>	<p>CYP with SEND respond well to partnership and co-production when considering behaviour expectations. This enables them to be successful alongside peers and maintain their access to learning</p>	<ul style="list-style-type: none"> • <i>Expectation for behaviour standards are co-produced with staff and CYP</i> • <i>Reasonable adjustments are implemented to ensure that behaviour expectations are achievable within the context of individual SEND needs.</i> • <i>Fairness and equity are ensured through effective triage and discussion with knowledgeable SENDCo and SEND teams</i> • <i>Proportionate actions are employed to maintain focus on sustaining learning for all</i> 	<ul style="list-style-type: none"> • <i>The right support is in place.</i> • <i>Staff give strategies and support structures time to work.</i> • <i>Planned support breaks down tasks to ensure CYP can do them.</i> • <i>CYP enjoy learning and can keep up and make progress</i>
<p>Support is available to promote positive attitudes towards learning with a focus on resilience to enable challenges to lead to opportunities and success to be celebrated</p>	<p>CYP with SEND are actively involved in learning that appropriately allows for individual progress to be supported, achievement to be celebrated and next steps that promote pathways into adulthood</p>	<ul style="list-style-type: none"> • <i>CYP are invited to share their views through formal and informal methods including school council / pupil voice</i> • <i>Enrichment activities support the building of resilience and character</i> • <i>Parent carer engagement activities and support networks to extend positive outcomes within the wider community</i> • <i>Use of appropriate social media</i> • <i>Celebration assemblies and awards events help to demonstrate positive outcomes</i> • <i>There is a planned CPD schedule with a focus on building resilience and celebrating success</i> 	<ul style="list-style-type: none"> • CYP experience safe and positive environments that encourage and recognise success • The culture of celebration and success leads to better outcomes • CYP are encouraged to broaden their experiences • i-Create values are demonstrated


<p>Leaders and Practitioners place a high value on attendance and punctuality.</p>	<p>Attendance is the key to progress and consistency is promoted directly through punctuality to ensure that there is no loss of learning and all lessons can start promptly</p>	<ul style="list-style-type: none"> • Attendance is accurately recorded • High expectations for attendance are shared with CYP and parent carers • Standards for punctuality are co-produced with leaders, staff and CYP • High levels of attendance are recognised and celebrated with CYP and parent carers • Improved attendance is also celebrated • Reasonable adjustments are put in place to support individual needs e.g., young carers / anxiety • Communication with CYP not in attendance is robust and regular • All teams work collaboratively to support attendance • Curriculum delivered supports anxious learners 	<ul style="list-style-type: none"> • There is a minimal loss to learning as CYP have high attendance rates • Punctuality enables all CYP to access the same curriculum, maintain positive relationships and achieve excellent outcomes • High attendance leads to higher progress attainment
<p>Practitioners focus on ensuring that the environment is respectful and free from abuse or stigma. CYP feel able to report and discuss matters or incidents openly.</p>	<p>The learning environment for CYP is safe and calm to allow learning to be the focus of all lessons</p>	<ul style="list-style-type: none"> • All academies have a robust policy that details their approach to maintaining a safe and inclusive environment- all staff are aware of the detail of this and key aspects are co-produced with CYP • All incidents of abuse are recorded and addressed through supportive discussion and restoration, where possible • Teachers and practitioners all access up to date CPD to enable them to fully understand the impact of respectful interactions and model this in every aspect of academy life • Kindness is key • CYP are encouraged to talk about any incidents with trusted adults, through surveys and diary room access • The culture of diversity is strong across the whole academy 	<ul style="list-style-type: none"> • CYP feel safe and respected in all aspects of academy life • Respect and Kindness enables the focus to remain on learning • CYP feel they are able to talk to trusted adults who will support and actively address any concerns

Commented [JH1]: Can we sort some of the text alignment in the far left hand column?

i-CREATE Excellence



What?	Why?	How?	So What?
<p>All practitioners, including Teaching Assistants, make a positive contribution to the development of CYP.</p>	<p>Unfocussed support is difficult for CYP with SEND and the additional adult. Targeted adult support through interventions is most likely to achieve positive progress.</p>	<ul style="list-style-type: none"> • <i>Additional adults are deployed proactively in the classroom in a clear planned way with identified learning objectives and success criteria; their impact on the CYP is monitored carefully to ensure progress is supported.</i> • <i>Grouping, seating arrangements and additional support are used to promote reduced dependant learning as far as possible.</i> • <i>The impact of bias is always considered</i> • <i>Strategies used in interventions are integrated into teaching so that they can sustain progress. For example, if a visual timetable approach has been helpful for an individual, this could be incorporated into whole class teaching and routines.</i> • <i>Leaders in settings consider the deployment of additional adults strategically.</i> • <i>Teaching assistant / practitioners have their skills audited to ensure the best outcomes for CYP</i> 	<ul style="list-style-type: none"> • <i>CYP are well supported by the adults around them, but these adults allow for the reduction in dependence on them.</i> • <i>There is an increase of ordinarily available strategies for support.</i> • <i>Staff know how and when to use strategies.</i> • <i>Staff are in the right place at the right time.</i> • <i>Access to opportunity is equitable</i>
<p>There is a plan for on-going Continuing Professional Development (CPD) in relation to the needs of CYP.</p>	<p>Developments in strategies and interventions for CYP with SEND are on-going. All staff who work in education need to keep up to date with</p>	<ul style="list-style-type: none"> • <i>There is a planned programme of ongoing CPD in relation to SEND for the whole setting and individual teams and departments.</i> • <i>Consideration will be made to enable a response to national and local initiative</i> • <i>Best practice is shared within the setting and with</i> 	<ul style="list-style-type: none"> • <i>Staff are well trained to effectively meet need.</i> • <i>Staff know where practice is best, this is celebrated and shared.</i> • <i>QA enables trust wide</i>

	developments.	<p>othersettings through, for example, trust SENDCo Connected Network meetings.</p> <ul style="list-style-type: none"> • Trust wide peer led QA enables skills to be recognised and shared. • Best practice is celebrated and shared 	<p>development of SEND practice</p> 
Staff collaborate and have effective links with other relevant outside agencies and specialists.	<p>Educational settings have a vast range of expertise and skills that can be shared in and across settings. However, where staff have continued concerns, leaders liaise with outside agencies and specialists for further ideas, support and training.</p>	<ul style="list-style-type: none"> • Initially, this will be supported internal to the setting and if concerns continue, external support can be sought. • The setting is aware of and regularly communicates with any other professionals who are involved with each learner. SEND CoP to be referred to and considered. • Advice received from other professionals is used to inform teaching and learning and can be seen in CYP planning documents. • Where specific decisions to involve outside agencies in casework are made this will be in partnership with parent/carers. 	<ul style="list-style-type: none"> • Help for staff is available inschool and at trust level. • Professionals are fully involved. • Parents are included in decisions about which professionals are involved.

i-CREATE

Ambition (fulfilling potential)

What?	Why?	How?	So What?
All practitioners, including Teaching Assistants, engage in a positive, 'no limits' approach to attainment and experience	CYP should be supported to improve their self-confidence. A 'no limits' approach helps build confidence and self-esteem. CYP should be encouraged to explore their interests and talents without fear of failure. This confidence extends beyond the classroom and positively impacts their overall personal and academic growth	<ul style="list-style-type: none"> • High expectations for achievement, behaviour and attitudes are co-produced with leaders, staff and CYP • All staff have access to CPD relating to growth mindset practice • The classroom environment promotes creativity and risk taking to encourage thinking differently – offering open-ended projects that showcase individuality • Adaptations are fully incorporated to cater for different learning styles and diverse needs • Leaders ensure that SEND is a priority in all areas of the curriculum and enrichment 	<ul style="list-style-type: none"> • CYP have the ambition to achieve high goals and achieve expected outcomes to support next stages • CYP can be creative and engage in individual approaches that foster their own personal aspirations • CYP feel supported by informed and positive staff team • CYP are all represented equally
All practitioners, including learning support assistants actively foster ambition to contribute to the motivation and outcomes of CYP	CYP should be encouraged to think about their future and the full range of possibilities ahead. When CYP have ambitious aspirations, they are motivated to work diligently and create solid foundations for the future. It also helps CYP to see the relevance and importance of education	<ul style="list-style-type: none"> • CYP are exposed to careers information through elements of the curriculum • Self-assessment is encouraged at all levels to help build motivation and celebrate success • Opportunities to interact with local and national industry are provided at age-appropriate levels 	<ul style="list-style-type: none"> • CYP feel supported to pursue their ambitions • CYP have opportunity to gain motivation towards goals • Parent and carers feel supported through regular communication • CYP are equipped with the skills and qualities to be independent adults and learners



<p>Effective targets setting encourages pupils to achieve high goals and reach their full potential</p>	<p>Effective targets help CYP to reinforce their motivation, providing validation for their efforts and encouraging them to strive for success. Recognition of success leads to confidence and a cycle of success where expectations can be changed away from historical failure</p>	<ul style="list-style-type: none"> • Ambitious, co-produced targets sit within learning plans; achievable targets promote agency and the cycle of success • Opportunities available for CYP to discuss their targets and progress • Self-assessment is encouraged at all levels • Celebration of achievement is consistent and shared with CYP and parent carers 	<ul style="list-style-type: none"> • CYP feel supported to identify ambitious outcomes and achieve success • CYP are able (at all levels) to use self-assessment to measure their own progress • Staff communicate success and celebrate with parent carers so they feel integral to the cycle of success
--	--	--	--

i-CREATE Therapeutic Awareness (Practice and Learning Environment)

What?	Why?	How?	So What?
-------	------	------	----------

<p>The physical environment is adapted to meet the needs of CYP.</p>	<p>Some CYP with SEND experience challenges in accessing the physical learning environment for a variety of different reasons.</p> <p>Educational settings need to think proactively if learning is accessible to all and what reasonable adjustments can be made.</p>	<ul style="list-style-type: none"> • The physical accessibility of the building and individual learning spaces is assessed. The accessibility plan is on the setting's website and reasonable adjustments are made according to individual needs. • The furniture is the appropriate size/ height for CYP. • Extra-curricular activities and educational visits are planned to fully include CYP with SEND (in line with the Equalities Act 2010), including those with SEMH and physical disabilities. Reasonable adjustments are made. • CYP's views are routinely sought and are used to inform planning for physical or sensory adaptations that they may require. • The classroom needs to be accessible to those with sensory impairment – visually friendly (good contrast, lighting, reduced glare, blinds to control light etc.) and deaf friendly (acoustics) such as sitting near the speaker, a reduction in background noise by closing doors. • Equality of access to WIFI and use of IT systems which support the use of assistive technology. 	<ul style="list-style-type: none"> • The accessibility plan is an enabling document. • Physical equipment is made available to ensure access. • CYP who have SEND are able to join their peers on trips and visits, there is a culture of no one missing out. • Adaptations are made in response to what CYP tells us they need. • Assistive technology is available and can be used effectively.
<p>Practitioners are aware of sensory needs and issues that may impact on CYP.</p>	<p>Some CYP with SEND have sensory impairments such as hearing or visual impairments.</p> <p>Many autistic people also have sensory issues. This</p>	<ul style="list-style-type: none"> • CYP's sensory needs are known and used to plan seating arrangements and movement breaks. • Left and right-handed CYP can use equipment comfortably. • CYP who wear glasses and/ or hearing aids wear them and are seated in the optimum position. • Displays are meaningful and visually accessible 	<ul style="list-style-type: none"> • Planning enables CYP to be engaged and effective in their learning. • Sensory needs are known and met.

	<p>can affect one or more of these senses and they can be either over-developed (hypersensitive) or under-developed (hyposensitive). Both can have an impact on how people experience different environments.</p>	<p>to reduce sensory overload. For example, muted tones could be used with simple and clear text.</p> <ul style="list-style-type: none"> • Staff are aware of lighting in the room, for example, use of natural light, glare from the board, who is facing the light, where you stand in relation to the light. • Use of pale background and accessible font styles on the whiteboard/ interactive screens • SENSORY audit tools are used to inform practice • Staff are aware of smells and noise in the room and any individuals who may be impacted by these (for example, a classroom next to the canteen or music rooms). Simple steps such as keeping doors closed can reduce the impact. 	
<p>Resources are allocated appropriately to ensure additional needs are met and are redirected to others where necessary.</p>	<p>Interventions that have been effective in the past need to be updated as CYP matures and develops new skills.</p>	<ul style="list-style-type: none"> • Resources are within easy reach of CYP to promote the reduction of dependence on adults. • CYP have easy access to sensory equipment that they require, for example, writing slopes, pencil grips, wobble cushions, fidget toys, ear defenders, and weighted blankets. • Due consideration to ensuring labelling in the classroom is child/ young person centred • Assistive Technology 	<ul style="list-style-type: none"> • CYP reduced dependency on adults is encouraged as preparations for adulthood. • Equipment is where it needs to be.

<p>CYP and staff teams are able to utilise their understanding of neuroscience to improve communication and access to learning</p>	<p>Training and implementation of neuroscience techniques support better access to learning and therefore promote the best outcomes</p>	<ul style="list-style-type: none"> • All staff have access to quality training and support regarding therapeutic awareness; this incorporates Trauma Informed Practice, awareness of ACE's and understanding of approaches that help form meaningful and appropriate relationships (PACE / Transactional Analysis/ Polyvagal Theory) • CYP have access to resources that help them to understand their own reactions neurologically • The curriculum will find opportunities to highlight this knowledge and focus on self-regulation (Science / PSHE / RSE) 	<ul style="list-style-type: none"> • Staff are informed and utilise their therapeutic awareness enabling them to be more confident in support needs • CYP feel safe due to higher levels of therapeutic awareness by staff. CYP are more able to self-regulate their own emotions through independent access to the curriculum
<p>Quality and impact of support, is scrutinised.</p>	<p>Therefore, it is important to redirect support and equipment ensuring that it is available for those who will make best use of it.</p>	<ul style="list-style-type: none"> • Resources are clear and uncluttered, labelled using text and images. Print size and font is appropriate. • Coloured backgrounds and paper are used to reduce visual stress. • Adapted physical resources such as PE and Maths equipment are adapted to promote independence for example, different size balls. 	<ul style="list-style-type: none"> • Resource requirements are known, and resources are therefore available.
<p>Specific resources and strategies are provided to overcome potential barriers to learning. Increased use of appropriate and supportive ICT resources.</p>	<p>Not all interventions work for all CYP. Therefore, we need to use research and evidence to predict the strategies that may work best for CYP with specific needs</p> <p>Interventions often require adapting for individual needs but will need to be based in evidence</p>	<ul style="list-style-type: none"> • Concrete apparatus and adapted resources are available for those CYP who require it. • ICT is used to support alternatives to written recording and to promote independent learning. • Research evidence is used to ensure that we are using evidence informed practices. • Working in collaboration with parent carers to address potential risks and barriers 	<p>Staff know what CYP need to be successful and make it available.</p> <ul style="list-style-type: none"> • The reduction of dependency on adults is always encouraged. • Staff know what works and why.

	Informed practice.		
--	--------------------	--	--

i-CREATE

Emotionally literate (effective communication skills)



What?	Why?	How?	So What?
<p>Teachers, Practitioners, including learning support assistants model and promote self-awareness in all aspects of academy life</p>	<p>Emotional literacy enables CYP to develop a deeper understanding of their own emotions. This leads to better self-management and decision making. CYP with higher levels of Emotional literacy will have improved understanding of how to communicate their emotions and this supports positive mental health reducing the risk of anxiety and depression</p>	<ul style="list-style-type: none"> • Teachers and Practitioners access a planned CPD schedule to incorporate self-awareness • Creation of a safe and supporting learning environment where CYP are encouraged to speak about their thoughts and emotions. • Learning environments encourage open communication and active listening • Development of a strengths-based approach that help CYP to understand their own unique strengths and talents • Provide access to effective assessment and feedback that focuses not only on academic performance, but also on the development of traits and character, building on self-awareness • The use of mindfulness activities • Utilising sensory breaks to support self-regulation 	<ul style="list-style-type: none"> • Staff are well trained and able to understand how neuroscience can help access better outcomes • CYP feel safe and are able to talk about their thoughts and feelings • CYP are supported to feel more confident in accessing learning • CYP can effectively self-regulate through the use of appropriate sensory breaks and through a wider range of descriptive vocabulary
<p>Adults promote and model the understanding of neuroscience to support self-regulation of emotions</p>	<p>An understanding of how neuroscience will help CYP to develop strategies to cope with stress, handle conflicts and adapt to challenging situations. It will lead to CYP being able to make more reasoned and thoughtful decisions</p>	<ul style="list-style-type: none"> • Teachers and Practitioners access a planned CPD schedule to incorporate self-awareness and how neuroscience can support learning and development • Neuroscience is incorporated into the curriculum at all levels – age-appropriate but not limited to lessons that cover basic brain structures and the function of neural processes, including the relationships between 	<ul style="list-style-type: none"> • Staff are well trained and able to understand how neuroscience can help access better outcomes • CYP can recognise and describe how the function of the brain helps to self-regulate emotional responses

		<p>the brain, behaviour and learning</p> <ul style="list-style-type: none"> • The use of hands-on activities with CYP including making models of the brain or learning about the brain hand model (Dan Siegel) 	<ul style="list-style-type: none"> • CYP can utilise skills to promote self-regulation and maintain access to learning more consistently
<p>Teachers and practitioners model effective conflict resolution through the use of empathy and co-regulation</p>	<p>Improved emotional literacy enables CYP to handle conflicts more effectively. By understanding their own emotions, and naming them, they can remain calm and composed during challenging situations. This also promotes open and constructive dialogue to support finding mutually beneficial solutions</p>	<ul style="list-style-type: none"> • Teachers and Practitioners access a planned CPD schedule to incorporate self-awareness and how neuroscience can support learning and development • Restorative Conversations are used to support and rebuild trust • Modelling of positive conflict resolutions • Use of assertive scripting to focus on behaviour not the 'person' • Use of emotion coaching • Effective use of Zones of Regulation techniques • Context of behaviour / conflict scenario is a core response • Diversity outside of the verbal format to support resolution 	<ul style="list-style-type: none"> • Staff are well trained and able to understand how neuroscience can help access better outcomes

<p>Teachers, practitioners and learning support assistants promote a positive classroom environment through the use of positive language</p>	<p>The learning environment for CYP should have a foundation of positive language. This ensures that the logic areas of the brain are engaged on a regular basis and leads to better social relationships and better learning outcomes</p>	<ul style="list-style-type: none"> • Teachers and practitioners access a planned CPD schedule to incorporate self-awareness and how neuroscience can support learning and development • Consistency of language is co-produced with Leaders, teachers, practitioners, CYP and parent carers • Linking in rewards and achievement to support positive language 	<ul style="list-style-type: none"> • Staff are well trained and able to understand how neuroscience can help access better outcomes
---	--	--	--

SEND Practice: COP Areas of Need

This chapter has been divided into four areas as set out in the SEND Code of Practice: cognition and learning, communication and interaction, social emotional and mental health and physical and sensory needs. CYP have needs that are diverse and interconnected; therefore, practitioners need to look across all four areas to ensure they are addressing all identified needs. It is not expected that every child or young person will need every intervention and support strategy outlined in this chapter. Rather, that the family, young person and educational setting will work together to identify those most helpful at any time. These will be reviewed and will change as the child or young person makes progress, grows, develops and matures.

Prior to detailing the four areas of the SEND COP, the paragraph below discusses ordinarily available provision for CYP with medical conditions.

Medical Conditions

CYP with medical needs can be supported in all educational settings, even CYP with the most significant medical conditions. Some children with medical conditions will need individual health care plans. This is not the same as an Education, Health and Care Plan.

An individual health care plan is particularly for those who may need emergency treatment in a setting (such as CYP with epilepsy, diabetes or anaphylaxis). An individual health care plan documents a child or young person's medical needs and gives advice to teaching staff about how their medical condition should be managed in a setting and during activities. Settings can then ensure that the appropriate type and level of support is available.

If a young person has a medical need (and does not have additional special educational needs) then an individual health care plan is enough support. Sometimes this can be confused with the need for an EHCP. Individual health care plans are part of what is ordinarily available as part of the setting-based stages of the SEND COP.

Cognition and Learning

Strategies

- Appropriate adaptations to ensure the development of literacy, numeracy, expressive language, communication skills, minimise behaviours that can be challenging and emotional difficulties and promotion of appropriate interpersonal skills with other students.
- Arrangements to support the use and delivery of approaches/materials for CYP with Specific Learning Difficulties (SpLD) which may include, a focus on phonological awareness or motor skills programme.
- Effective use of IT equipment to support learning.
- Practitioners and Teaching Assistants are trained and skilled in supporting CYP with general and specific learning difficulties. They are trained in the effective use of feedback and mediated learning.

Resources, Advice and Consultation available

- LA Educational Psychology consultation for individuals or groups.
- LA Early Years Inclusion Team (or similar): Strategies to use with individuals or groups and training for Early Years Practitioners.
- LA SEND Hub
- Creative Education Academy Improvement and Trust Directors
- LA Virtual School consultation for the learning and progress of children in care.
- Evidence based interventions information from Education Endowment Foundation
educationendowmentfoundation.org.uk/
- Consultation with SEND Specialist Leaders in Education.
- NASEN: **www.sendgateway.org.uk**
- Achievement For All: **www.afa3as.org.uk**
- The Dyslexia Trust: **www.thedyslexia-spldtrust.org.uk**

Need	How we support	So What?
<p>Difficulties with learning. For example, despite appropriate differentiation CYP are making inadequate progress over time across the curriculum and working below age related expectations.</p>	<ul style="list-style-type: none"> • Awareness of how much information a CYP can retain. • Personalised visual timetable. • Visual cues and prompts. • Assessment through observation or teaching to identify the areas of need in consultation with individual learners. • Whole setting C&L awareness training. • Clear and simple instructions, breaking down longer instructions and giving one at a time. Scaffolding and modelling. Use of questioning. Oracy, talk partners, articulating learning. • Pre-teaching, for example, provision of an intervention to help prepare the learner for any new topics. • Appropriately adapted resources. For example, teach the curriculum appropriate to the needs of the CYP not to a chronological age, but rather working to narrow gaps. • Chunking, cognitive load and working memory supported (make it explicit that this is the basis for provision in this box?) • Social Stories. • Give processing time before response is needed. • Use of finely grained standardised reading, spelling and numeracy tests to understand learning needs and to measure progress. This could also be the Differentiated Early Years Outcomes framework (DEYO). A whole setting vocabulary approach and focus on the impact of speech and language on learning including whole staff knowledge and awareness of communication milestones. • Collecting pupil voice around CYP perception of how they are doing/coping-Learning plans accurate, up to date, shared with staff. Time spent 1:1 with CYP to collect their input. • Consideration of EAL- level of fluency in home language • Clear information about time missed from education and the knock-on effect of this-attendance success discussions, what students perceive as their barriers, Student Support Plans. 	<ul style="list-style-type: none"> • Staff have a clearer identification of need and the CYPs gaps in learning, this allows for individualised provision to meet needs. • Staff can respond in the moment to make adaptations to meet need. • Evidence of support • Learning 'sticks' and can be recalled. • A more accessible curriculum is provided. • CYP are more engaged and make progress in their learning. • CYP have increased confidence. • CYP social mobility is improved and more consistent • There is an increase in placement stability (reduction in transient movement of CYP)

<p>Specific learning difficulties affecting one or more specific aspect of learning (for example, literacy difficulties, numeracy difficulties or specific language impairment).</p> <p>(A small number of CYP may have a formal diagnosis of, for example, dyslexia, dyscalculia or dyspraxia. For all areas of need any provision or support should be provided in line with the needs of the child or young person and is not dependant on diagnosis).</p>	<ul style="list-style-type: none"> • Assessment through observation or teaching to identify the areas of need in consultation with CYP. • Metacognition approaches such as learning to learn by trying to understand the learner's difficulty and asking them what helps. • A neuro-diversity approach to celebrate the strengths of each child or young person. • Recognising and celebrating success in other areas of their life. • Use of evidence-informed approaches to address the difficulty and inform intervention. • Simple presentation changes, for example, font, coloured paper, linespacing, lighting, overlays, adaptation and assistive technology. • Staff, parent carers and CYP will have been informed of what strategies or approaches to use in line with advice from assessments or consultation with outside professionals. • Whole setting training or cascaded training accessed by setting as appropriate. This may be for dyslexia or dyscalculia. • Evidence based interventions to develop skills. For example, spelling, handwriting, literacy, numeracy. • Use of NHS Therapies advice (for example, OT and or SALT). • Use of accessible/assistive technology. 	<ul style="list-style-type: none"> • There is a consistency across the curriculum • A more accessible curriculum is provided. • Whole school culture supports the self-image of CYP and leads to them feeling well supported. • Staff have a clearer identification of need and the CYPs gaps in learning, this allows for individualised provision to meet needs. • Staff can respond in the moment to make adaptations to meet need.
<p>Difficulties saying or expressing what they want to and/ or difficulties in being understood</p>	<ul style="list-style-type: none"> • Ensure classrooms are communication friendly environments. • http://www.speechandlanguage.org.uk has useful resources and tools to support learning • Consider using the question prior to the CYP's name to maintain focus for the whole class • In some circumstances, use the child's name first to draw their attention, followed by key word instructions, for example, 'Jamie, listen'. • Simple instructions (avoiding idioms, for example, 'over the moon'). Using appropriate and timely verbal prompts 	<ul style="list-style-type: none"> • Increased confidence of CYP that they can express their need and be understood by staff- this will encourage CYP to be more likely to engage with communication as it will serve a purpose. • Reduced CYP frustration. • Accelerated progress for CYP who have EAL. • Leaders and Staff have an

	<ul style="list-style-type: none"> • Using literal language (avoiding sarcasm and figures of speech). • Use of symbol communication such as Picture Exchange Communication System (PECS.) • Use of intensive interaction strategies (for example) with EYFS and nonverbal CYP. • Use positive body language as 70% of what we communicate is non-verbal. Use appropriate tone of voice (calm, not too loud). Create an appropriate environment (noise, room temperature, lighting, room layout). Awareness of use of language and individual needs (some children and young people may need a language rich environment; others may need it to be kept simple). • Firm and clear direction without shouting. • Referrals to and use of SALT team • Blank levels, information carrying words. 	<p>awareness of self-reflection techniques</p>
<p>CYP does not understand or use social rules of communication.</p>	<ul style="list-style-type: none"> • ASD awareness training. • Modelling and role play. • Small group sessions (for example, Circle of Friends). • Social stories. • Prompts, symbols, signing systems. • Now (you are doing this) and Next (you are going to be doing that) boards. • Staff understanding around social constructs and the need to support CYP in recognising the relevance to them of social rules. • Appealing supported social times and supported social communication. Staff understanding of cultural 'norms' • Whole setting training around the discreet profiles/presentations that exist within the 'autism spectrum'- for example 'PDA'/demand avoidant. • Scripting/sentence stems for staff to use in initiating more positive 	<ul style="list-style-type: none"> • A more holistic view of the CYP in the context of their family and home environment. • CYP feel empowered to be themselves, hopefully reducing the need for masking (which is exhausting and often at the cost of academic learning) • Reduction in negative behaviour • Increase in spontaneity of social interaction/greetings • Staff are better able to interpret student behaviour and responses which means that they are then more likely to meet the student's need.

	interactions/communication with CYP	
<p>Difficulties with social imagination.</p> <p>Difficulty with social communication and developing relationships.</p>	<ul style="list-style-type: none"> • Use role play and drama, use of props (for example, puppets). • Modelling story telling using photos, videos and sounds can be used to talk through what might be happening and to assist the imagination. • ASD awareness training. • Small group and or 1 to 1 tasks and activities. • Calm learning environment. • Clear communication of expectations. • Clear positive support to resolve playground / common areas and or peer group disputes. • Opportunities for shared enjoyment 	<ul style="list-style-type: none"> • CYP feel empowered to be themselves, hopefully reducing the need for masking (which is exhausting and often at the cost of academic learning) • Reduction in negative behaviour • Increase in spontaneity of social interaction/greetings • Staff are better able to interpret CYP's behaviour and responses which means that they are then more likely to meet the CYP's need.
<p>Anxiety in busy unpredictable environments</p>	<ul style="list-style-type: none"> • Assessment through observation and teaching (for example, are there parts of the routine and or curriculum that they find easier to manage than others?). • Personalise visual timetable to be used in setting. • Preparation for change of activity or routine. Beginnings and endings are important and require consideration using individual visual prompts as appropriate. • Small group / 1 to 1 tasks and activities. • Calm learning environment. • Clear communication of expectations. • Regular mentor support, including adults or peers. • Positive praise to improve self-esteem as a learner and as an individual. • Use of unconditional positive regard. • <i>Anxiety mapping</i> • Use of anxiety scales such as SDQS (strengths and difficulties) 	<ul style="list-style-type: none"> • CYP have the tools they need to be as resilient as they can be. • CYP know when changes will happen and are prepared for them. • Communication is clear and appropriate to the age and stage of the CYP. • Therapeutic Thinking approaches are used when appropriate and staff know how to make the changes needed.

	questionnaires)	
Sensitivity to sensory stimuli.	<ul style="list-style-type: none"> • Sensory breaks such as, a walk around the classroom, calm box or regulating activities. • Consideration to the environment for example, noise, room temperature. Consider the proximity to and intensity of stimuli. • Flexible approach to transitions for example, between lessons, to and from the setting at the start and end of the day and during the daily routine. • Access to a safe place (SENSORY) with clear and shared boundaries agreed with all staff and CYP • Engage CYP to share their voice. 	<ul style="list-style-type: none"> • Staff know what adjustments work and how to decide when to use them. • The learning environment is well managed to meet need. • Transitions are planned and plans are shared with the CYP. • Sensory breaks/circuits are available.
Physical outbursts causing harm to others and/or to self and/or damage to property.	<ul style="list-style-type: none"> • Assessment through observation and teaching (for example, are there parts of the routine and or curriculum that they find easier to manage than others?). • A consistent approach to managing individuals with “reasonable adjustments / adaptations” made. • Relationship based and therapeutically aware behaviour policy. • Recording and sharing of frequency and location of triggers and the severity and duration of unregulated behaviours in order to understand and adjust provision with an aim to reduce frequency and intensity. • Understanding, recording and sharing of the severity and duration of unregulated behaviour. Communication with families about what might be happening at home (divorce, bereavement, illness) and strategies that work/don't work and relaying this information to staff. • Safe area and or reflection / re-engage room. 	<ul style="list-style-type: none"> • Staff are well informed about aspects of the curriculum/ learning which challenge and know what to do to help. • Sound relationships help CYP engage in learning activities. • High quality record keeping about difficult and dangerous behaviour informs next step planning. • Staff understand preceding events. CYP know where they can go to self-regulate in a safe place. • Staff know which de-escalation strategies work and use them.

<p>Physical outbursts causing harm to others and/or to self and/or damage to property. (continued)</p>	<ul style="list-style-type: none"> • Appropriate de-escalation strategies in place (time out card, mirroring, re direction to a safe area, activity or resource). • Risk management plan or individual risk assessment. • Reintegration plans (for school age exclusions). • A clear plan of action agreed with parents regarding physical intervention, if appropriate. • Whole setting training on de-escalation strategies and or emotion coaching strategies. • Engage CYP to give their voice and open approach to co-production of any plans. 	<ul style="list-style-type: none"> • Risk management plans are in place to inform staff of management process. • Therapeutic thinking trained staff are available in school. • CYP have their voice heard.
<p>Limited attention span compared to developmentally appropriate milestones.</p>	<ul style="list-style-type: none"> • Assessment through observation and teaching (for example, are there parts of the routine and or curriculum that they find easier to manage than others?). • Regular, short breaks. • Adaptation of task and environment as appropriate. • Chunking, breaking tasks down to ensure learning successes for CYP. • Personalised visual timetables or visual prompts such as task boards. • Backward chaining. For example, chain parts of the task together (build the sequence at the last part of the task and working back so the child experiences success and then gradually work back to increase more elements until they can do the entire task). • Instructions are given using the CYP name first to gain their attention. • Asking the child to repeat back what activity they are going to do. • Use of timers, so CYP know they only must focus for a comfortable amount of time. • Individualised timetables. • Clear feedback on progress. • I do it, we do it, you do it approach to working independently. 	<ul style="list-style-type: none"> • Staff are well informed about aspects of the curriculum/ learning which challenge and know what to do to help. • Sensory breaks are part of the normal approach to learning. • Visual timetables are in place when needed. • Sound relationships help CYP engage in learning activities. • High quality record keeping about difficult and dangerous behaviour informs next step planning. • CYP have a chance to experience success.

Communication and Interaction

Strategies

- Whole setting awareness and understanding of communication and interaction needs (including administrative and lunch time staff).
- CYP will access strategies and resources typically available in the ordinary classroom, with an emphasis on visual teaching aids to support learning and social activities.
- Tasks may need to be adapted by level, outcome, pitch, pace and grouping.
- Staff are skilled in adjusting the pace and order of activities to maintain interest and attention. Beginnings and endings of activities will be clear and precise.

Resources, Advice and Consultation available

- LA Educational Psychology consultation for individuals or groups.
- Creative Education Trust Academy Improvement and Trust Directors
- LA Speech and Language Therapy Service.
- CAMHS.
- LA Early Years Inclusion Teams
- NHS Link Primary Health specialist.
- The Autism Education Trust (AET) for CYP on the autism spectrum www.autismeducationtrust.org.uk
- The Communications Trust for CYP with speech, language and communication difficulties www.thecommunicationtrust.org.uk. This will include information on Dyspraxia (CAS), Developmental Language Disorders (DLD), 'Phonological Disorders, and SpeechSound Disorders.
- Elkan resources and training

Need	How we support	So What?
<p>Difficulties saying or expressing what they want to and/ or difficulties in being understood (comprehension).</p>	<ul style="list-style-type: none"> • Assessment through observation/teaching, for example, are there parts of the routine/curriculum that they find easier to manage than others? • Staff in appropriate settings to be aware of the expected language milestones for CYP. • Modelling and scaffolding language. • Small group or individual language sessions delivered by teaching staff. • Allowing processing time for CYP to process and respond • Introduce a variety of language through rhymes, songs. (Primary) • All attempts to communicate and speak are encouraged. • Providing an additional method of communicating, for example, use of ICT, symbol communication (Makaton, PECS). This could include the use of technology as well as approaches that do not use technology. • A multi modal communication environment including augmented and assisted communication, environmental cues, modelling and ICT. • All classrooms should be communication friendly. www.thecommunicationtrust.org.uk/resources/resources/resources-for-practitioners/communication-friendly-checklists.aspx • https://speechandlanguage.org.uk/talking-point/for-professionals/the-communicationtrust/ • Consider how many information carrying words a child or young person can manage when giving instructions and reduce them. • Tailor delivery style according to the learner's needs for example, give name and clear short instruction or language modification techniques. • Provide visual prompts including key vocabulary and visual timetables. • Extra time to process what has been said. • Think about the environment and limiting any distractions. • Think about the seating arrangements or the design of appropriate seating plans co-produced with CYP • Check you have engaged the child or young person's attention before talking to them, use their name to do this. • Check that hearing has been tested. • Pre-teaching of topic vocabulary. 	<ul style="list-style-type: none"> • Staff have clear knowledge of pupil need, identify gaps and target support. • Staff can plan appropriate individualised support where needed. • CYP has developed confidence, they feel successful and thrive. • Impact on measured progress with their speech and language skills. • CYP is confident in their own voice, expressing own needs and being a self-advocate • Staff extended vocabulary through rhymes and songs. • There are opportunities to know vocab and use in other contexts which in turn close the gap. • CYP takes ownership of their own work. • Staff demonstrate equitable and Inclusive practice in the school community. Visual prompts give the CYP ownership of learning and encourages responsibility. • There is a clarity of

	<ul style="list-style-type: none"> • Now (you are doing this) and Next (you are going to be doing that) boards. • Avoid turning instructions into questions, for example, by adding 'shall we' to the start. • Simple instructions (avoiding idioms, for example, over the moon). • Use simple instructions which provide positive direction, for example tells the child or young person what you do want them to do and not what you don't want them to do. • Using literal language (avoiding sarcasm and figures of speech). • Use of symbol communication such as Picture Exchange Communication System (PECS.) • Use of intensive interaction strategies (for example) with EYFS and nonverbal CP. • Use positive body language as 70% of what we communicate is non- verbal. Use appropriate tone of voice (calm, not too loud). Create an appropriate environment (noise, room temperature, lighting, room layout). Awareness of use of language and individual needs (some children may need a language rich environment; others may need it to be kept simple). • Firm and clear direction without shouting. • Assessments – leading to targeted intervention. 	<p>instructions to support emotional regulation and support the CYP in being able to comprehend and act on the instructions.</p> <ul style="list-style-type: none"> • Clear baseline and tracking show progress over time. • CYP have reduced dependence on adults.
--	--	---

<p>CYP does not understand or use social rules of communication.</p>	<ul style="list-style-type: none"> • Whole setting ASD awareness training. • Modelling and role play. • Small group sessions (for example, Circle of Friends, Lego therapy). • Social stories. • Prompts, symbols, signing systems. • Now (you are doing this) and Next (you are going to be doing that) boards. • Routines – having set routines builds confidence and skills for the CYP and their reduction of dependence on adults 	<ul style="list-style-type: none"> • Inclusivity & equity is demonstrated by all staff. • There is a consistency in staff response, reducing anxiety for CYP • Staff understand social norms • There is a reduction in challenging behaviours. • CYP are aware of social rules of communication and how to get their needs • Improvement in peer relations • Reduced dependence on adults.
---	---	---

<p>Difficulties with imagination. Difficulty with social communication and developing relationships.</p>	<ul style="list-style-type: none"> • Use role play and drama, use of props (for example, puppets, storytelling cubes). • Modelling story telling using photos, videos and sounds can be used to talk through what might be happening and to assist the imagination. • Whole setting Neuro Diversity awareness training. • Small group and or 1 to 1 tasks and activities. • Calm learning environment. • Clear communication of expectations. • Clear positive support to resolve playground and or peer group disputes. • Lunch clubs – modelling communication • social time support during breaks, breakfast lunch, after school club from an adult/teacher or facilitator who take opportunities to teach, practise social skills and conversation interactions • Zones of regulations /Emotion coaching • ELSA strategies and interventions • Key worker sessions 	<ul style="list-style-type: none"> • Staff scaffold social situations to support CYP in completing task with reduced adult support. • Staff can remove the pressure of CYP generating their own ideas • Adults model social skills; both positive and negative enabling CYP to reflect, with staff support, how to deal with contexts. Therefore, normalising feelings • The CYP is given the language to discuss emotions and know it's ok to feel different feelings
--	--	--

<p>Anxiety in busy unpredictable environments</p>	<ul style="list-style-type: none"> • Assessment through observation and teaching (for example, are there parts of the routine and or curriculum that they find easier to manage than others?). • Personalise visual timetable to be used in setting. • Preparation for change of activity or routine - made aware of in advance. Beginnings and endings are important and require consideration using individual visual prompts as appropriate. Transition toys/fiddle toys to focus attention and support. Maybe a different entrance to the classroom/school to support emotional regulation and reduce anxiety • Meet and Greet – with a familiar adult • Small group / 1 to 1 tasks and activities. • Calm learning environment. • Leaders effectively communicate changes in staffing so teachers and staff can share information with CYP to aid processing and prepare for change • Early pass to support effective transitions • Consistent seating plans, with prior agreement, sharing context when changed • Clear communication of expectations. • Regular mentor support, including adults or peers. • Positive praise to improve self-esteem as a learner and as an individual. • Use of unconditional positive regard. 	<ul style="list-style-type: none"> • Staff create a flexible environment which can be adapted as required. • Staff ensure a consistency of boundaries to support reducing anxiety • Trust is built between adults and CYP creating positive relationships • CYP have a support network that they know and understand, which includes peers and/or adults • CYP the ability to self-advocate.
--	--	---

<p>Sensitivity to sensory stimuli.</p>	<ul style="list-style-type: none"> • Sensory breaks such as, a walk around the classroom, calm box or regulating activities. • Consideration to the environment for example, noise, room temperature. Consider the proximity to and intensity of stimuli. • Flexible approach to transitions for example, between lessons, to and from the setting at the start and end of the day and during the daily routine. • Access to a safe place with clear and shared boundaries agreed with all staff and CYP • Use of sensory circuits where appropriate • Engage CYP to share their voice. 	<ul style="list-style-type: none"> • CYP can ground themselves and feel confident to leave, • CYP can self-regulate and return knowing that they can continue as part of the class • CYP can access their education in comfort, not hindered by sensitivity to fabrics etc
---	---	---

<p>Physical outbursts causing harm to others and/or to self and/or damage to property.</p> <p>Physical outbursts causing harm to others and/or to self and/or damage to property.</p>	<ul style="list-style-type: none"> • Assessment through observation and teaching (for example, are there parts of the routine and/or the curriculum that they find easier to manage than others?). • A consistent approach to managing individuals with “reasonable adjustments/ adaptations” made. • Relationship based and therapeutically aware behaviour policy. • Recording and sharing of frequency and location of triggers and the severity and duration of unregulated behaviours in order to understand and adjust provision with an aim to reduce frequency and intensity. • Understanding, recording and sharing of the severity and duration of Dysregulated behaviour. • Communication with families about what might be happening at home (divorce, bereavement, illness) and strategies that work/don’t work and relaying this information to staff. • Preventative strategies in place. • Safe area and or reflection / re-engage room. • Risk management plan or individual risk assessment. • Reintegration plans (for school age exclusions). • A clear plan of action agreed with parents regarding physical intervention if appropriate. • Whole setting training on de-escalation strategies and or emotion coaching strategies. • Engage CYP to give their voice and promote co-production of any plans. 	<ul style="list-style-type: none"> • Staff can make informed decisions about adjustments made. • Therapeutic thinking is used to inform policy. • Dysregulated behaviour/activity is accurately recorded. • Clear communication with home supports wellbeing. • Everyone in the school community feels safe • All are involved and engaged through clear communication • Everyone knows what will happen and when. • Everyone is part of a common sense of purpose, working together to improve outcomes.
---	---	---

<p>Limited attention span compared to developmentally appropriate milestones.</p>	<ul style="list-style-type: none"> • Assessment through observation and teaching (for example, are there parts of the routine and or curriculum that they find easier to manage than others?). • Regular, short (Sensory) breaks. • Adaption of task and environment as appropriate. • Chunking, breaking tasks down to ensure learning successes for CYP. • Personalised visual timetables or visual prompts such as task boards. • Backward chaining. For example, chain parts of the task together (build the sequence at the last part of the task and working back so the child experiences success and then gradually work back to increase more elements until they can do the entire task). • Instructions are given using the CYP name first to gain their attention. • Asking the child to repeat back what activity they are going to do. • Use of timers, so CYP know they only must focus for a comfortable amount of time. • Individualised timetables. • Clear feedback on progress. • 'I do it, we do it, you do it' approach to working independently. • Engage CYP to give their voice. 	<ul style="list-style-type: none"> • Task planners in place to support attention and focus, tailoring and building from their CYP starting point. • CYP feels successful • Inclusive & equitable practice are apparent.
--	--	--

Social, Emotional, Mental Health

Strategies & Approaches

- Settings should assess SEMH to help staff understand the barriers to learning that CYP face. Learning needs should also be reviewed using the settings' own screening or assessment tools and/or external advice to ensure that any SEMH needs or behavioural difficulties are not caused by an unmet learning need or communication difficulty.
- Whole setting approach to understanding Adverse Childhood Experiences (ACES) and that promotes resilience and well-being. The trust's schools have trained practitioners within the; these practitioner will lead and support staff CPD.
- A behaviour policy underpinned by a clear ethos and values that is relationship based, therapeutically aware, and attachment informed.
- Anti-bullying work across the setting and community. Examples of this might include; school assemblies, restorative practice, buddies, links to the PSHE curriculum. All of these approaches are based on the education not exclusion expectation.
- The Identification of key adults to build positive and trusting relationships with CYP and their families.
- Use of social stories or similar to support effective communication.
- Small group or 1 to 1 work with Learning Mentor or Equivalent and support available for staff working with CYP with SEMH via group or individual supervision or ELSA supervision.
- Emphasis on limited options rather than control and "take up time" to respond to limited options whenever possible.
- Use of distraction techniques and giving responsibility.
- Explicitly teaching de-escalation and self-management strategies to both staff and CYP.
- Use of PSHE, Circle Time and curriculum approaches to explicitly teach rules and routines, build self- esteem and develop social and emotional skills to all learners.
- Use of small groups for developing social and emotional well-being such as Nurture Groups.
- *Whole school approach to wellbeing and understanding, delivered in partnership with Therapeutic Thinking Ltd*

Resources, Advice and Consultation available

- Creative Education Trust Academy Improvement and Trust Directors
- LA Educational Psychology consultation for individuals or groups.
- *Therapeutic Thinking approaches*
- Where available AP/Hub/BOSS teams (exclusions, alternative provision and fair access).
- *Setting Mental Health First Aider?*
- NHS School nursing team.
- Early Intervention teams and local special school outreach work.
- CAMHS/ Healthy Minds etc
- Evidence based interventions information from Education Endowment Foundation educationendowmentfoundation.org.uk/NASEN:
www.sendgateway.org.uk
- MindEd: **www.minded.org.uk**
- Schools in Mind a free network for setting staff and allied professionals which shares practical, academic and clinical expertise regarding the wellbeing and mental health issues that affect schools **www.annafreud.org/what-we-do/schools-in-mind/**
- Anna Freud resources for supporting mental health in schools
www.annafreud.org/what-we-do/improving-help/resources/
- LA Early Years Inclusion Team or similar

What?	How?	So What?
<p>Patterns of non-attendance</p>	<ul style="list-style-type: none"> • Early identification of CYP at risk on non-attendance. • Feedback is used to collaborate and plan with parent /carer, to ensure consistency between the home and settings. • Assess, plan, do review is approach is used with regular meetings to look at attendance data and to update strategies and interventions. • Discussions with other professionals to try to identify the cause of non-attendance. For example, anxiety, young carer, unmet educational needs. • Discussions with parent/carers. If concerned, identify possible causes and formulate a plan to support increased attendance in partnership. Identifying those push and pull factors limiting attendance. • Actively gather CYP voice to identify needs or issues preventing attendance. 	<ul style="list-style-type: none"> • Improved attendance at school or provision. Either rapidly increasing or good. • Improved holistic progress. • Reducing/No need for external support. • CYP happy to attend and positive about their experience. • Strengthening relationship between home and school. Parents and carers feel well supported and can gain wider opportunities.
<p>Presenting as withdrawn or isolated and unwilling or unable to participate.</p>	<ul style="list-style-type: none"> • Assessment through observation and teaching (for example, are there parts of the routine and or curriculum that they find easier to manage than others?). Use these to develop confidence. • Small group work for example, friendship or social skills, nurture groups. • Backward chaining – (for example, bringing learner in at the end of assembly, activity, session or day to build up confidence and attendance). • Play based activities. • Access to a sensory space and consideration of the impact of the environment • Establish interests and use them as motivators for engagement. • Consider buddying and or Peer Mentoring. • Giving responsibility for looking after someone or something else. • Focus on developing (thickening and deepening) existing relationships with adults and peers. 	<ul style="list-style-type: none"> • Positive impact seen in Thrive Screeners (or similar tools) • Improved or increased positive relationships between adult and CYP. • CYP have positive peer relationships • CYP have increasing confidence boosting self-esteem. • There is a reduction in anxiety of the CYP. • CYP is more willing to engage positively.

<p>Presenting with challenging and or dysregulated behaviour, for example, refusal to follow instructions, aggression, and damage to property.</p>	<ul style="list-style-type: none"> • Whole setting training in awareness of SEMH needs and strategies to support. • Assessment through observation and or teaching, (for example, are there parts of the routine/curriculum that they find easier to manage than others?). • A consistent message but flexible approach (for example, "I want you to be in class learning" is the consistent message, the approach to support this happening may vary or be flexible depending on individual needs). • Whole setting approach to support strategies to facilitate consistency amongst adults. • Reasonable adjustments are made such that we adapt for SEMH in the same way that we use adaptations for learning. • Understand the story behind the behaviour (for example; what is the history and or context?). • Understand that behaviour is a method of communication, for example, what is the CYP trying to communicate to us through their behaviour? • Helping the CYP to identify and work towards substituting other, more acceptable behaviours. • Use of options to allow the child or young person some control with the same end result (for example, would you like to talk to me now or in 5 minutes? Would you like to sit on the red chair or the blue chair?). • Teach the learner different ways to get their needs met through PSHE, emotional literacy and social skills work. • Consideration of the routine or timetable and transitions making adaptations where reasonable. • Detailed planning to support transition between year groups and phases of education. • Professionals meeting to discuss and understand behaviours with parents/carers • Signposting to community services for parent carers to support home routines and / or behaviour patterns • Assessing risk using templates. • Communication with home/family to understand what is going on and to agree strategies. • Communication with other agencies to understand their involvement or possible involvement. 	<ul style="list-style-type: none"> • Increased confidence of adults in responding to pupils who demonstrate difficult or dangerous behaviour. • Staff note fewer incidents of behaviours which challenge. • CYP can self-regulate. More frequently. • Adult responses are consistent. • There is a reduction in time taken to return to learning. • Staff see a reduction of lesson withdrawal and/or exclusions. • CYP present and increase in pro social behaviours • There is a reduced need for external professional input • APDRs are appropriate and support CYP • CYP is able to speak positively about their school experiences. • Transitions are smoother.
---	--	--

	<ul style="list-style-type: none"> • Regular asses, plan, do review cycle. • Engage CYP to give their voice. • Use of emotion coaching/ scripted language style techniques and unconditional positive regard to help repair rupture relationships after an incident. 	
<p>Physical symptoms that are medically unexplained for example,soiling, stomach pains.</p>	<ul style="list-style-type: none"> • In partnership with parents, identify with the CYP activities that are stress reducing such as games, dance, colouring, gardening, animals, forest school and incorporate them in the daily routine. • Notes situations which prompt anxiety, through anxiety mapping or similar. • Identify a key worker or adult which the CYP trusts. • Liaise with school nurse or health visitor. • Liaise with external agencies is appropriate. • Liaison and collaboration with home is essential to understand the wider picture.This should be frequent and regular through the assess, plan, do, review cycle. • Liaise with safeguarding colleagues as appropriate. • Engage CYP to give their voice where appropriate. 	<ul style="list-style-type: none"> • There are reduced incidents of anxiety related responses. • Staff see an Increased attendance of CYP to school and to lessons. • CYP are engaged in learning. • CYP feels heard.

<p>Attention and or concentration difficulties.</p>	<ul style="list-style-type: none"> • Whole setting awareness training on ADHD • Assessment through observation and or teaching (for example, are there parts of the routine/curriculum that they find easier to manage than others?). • Understanding the reasons; is there a pattern? Use of ABC, STAR chart or similar, to identify patterns. • Use of a sensory break. Allowing plenty of time for movement or frequent small concentration periods. • Use of sensory aids or spaces • Have a clear structure to the day. • Visual supports available as needed. • Seating etc considered within the learning space • Have clear expectations regarding behaviours and a clear and consistent response to behaviours. • Being aware of times of the day that may be more difficult for example before lunch if hungry, responding appropriately re snacks (agree with parent carer) • Consideration of discipline procedures and or behaviour policies and any reasonable adjustments that need to be made in line with Equalities Legislation. • Binary approaches to behaviour management such as “ready to learn” will be problematic for CYP with attention and concentration needs and reasonable adjustments must be made. • Use of emotional regulation strategies and check ins such as “Zones of Regulation” • Engage CYP to give their voice. 	<ul style="list-style-type: none"> • Improved concentration and/or attention resulting in improved holistic progress. • CYP can Self-regulate their sensory needs or staff can prompt them to use a sensory break. • Visual cues are used. • Staff are consistent in their approach. • Staff use educational consequences where appropriate. • Age related strategies are used and make a difference.
--	--	---

<p>Low level disruption or attention seeking behaviours, for example, talking out of turn, frequent interruptions to learning, fiddling with objects.</p>	<ul style="list-style-type: none"> • Adapted use of voice, gesture and body language by staff. • Focus on reducing anxiety and thereby behaviours. • Flexible and creative use of rewards and consequences (for example, 'catch them being good'). • Positive reinforcement of expectations through verbal scripts & visual prompts. • Time out and or quiet area in the setting. • Thicken and deepen existing relationships. • Use of unconditional positive regard strategies. • Use of ABC charts to identify patterns to behaviours. • Engage CYP to share their voice. • Understanding of the impact of tics / stimming / Tourette's • Understanding that all behaviour is a form of communication 	<ul style="list-style-type: none"> • Scripts for individuals are known by staff and used. • Relationships are developed. • The voices of CYP are heard. • Age-appropriate supports are used.
<p>Difficulty in making and maintaining healthy relationships.</p>	<ul style="list-style-type: none"> • Small group or nurture principle activities to support personal social and emotional development. • A range of adapted opportunities for friendship development (such as, buddy systems, friendship strategies, circle time). • Supporting transitions within individual setting and in transfer to new settings including adulthood • Restorative approaches to enable repair to take place following relationship fractures. • Engage CYP to give their voice. 	<ul style="list-style-type: none"> • Emotional development tools are used to support individual's resilience. • Friendship support strategies are in place and used.

<p>Difficulties following and accepting adult direction.</p>	<ul style="list-style-type: none"> • Assessment through observation or teaching (for example, are there parts of the routine or curriculum that they find easier to manage than others?). • Look for patterns and triggers to identify what may be causing behaviours can be recorded on ABC charts. • Positive scripts using positive language to re-direct, reinforce expectations for example, use of others as role models (for example, emotion coaching strategies). • Calming scripts to de-escalate, including for example, use of sand timers for 'thinking time'. • Limited options to engage and motivate. • Consideration of any safeguarding issues regarding adult relationship • Flexible and creative use of rewards and consequences. • Visual timetable and use of visual cues for example, sand timers to support sharing. • Relationship based therapeutic awareness practices. 	<ul style="list-style-type: none"> • Staff know which aspects of the curriculum/learning CYP find a challenge and put in place support which helps. • Scripts are in place and effectively support CYP. • Visual cues are in place and effectively used. • Therapeutic Thinking approaches are used to inform practice.
<p>Presenting as significantly unhappy or stressed.</p>	<ul style="list-style-type: none"> • Identify and build on preferred ways of learning, subjects and interests. • Safe place and or quiet area identified and clear guidelines for access. • Feedback is used to collaborate and plan with parent /carer, to ensure consistency between the home and setting. • Consideration of safeguarding records • Communication with all stakeholders to ensure awareness of context • Use of social stories to identify triggers and means of overcoming them. • Allocated time with keyworker or designated member of staff team • Engage CYP to give their voice. • Consideration of elective mutism as a response to potential ACE's 	<ul style="list-style-type: none"> • Preferred learning approaches are known by staff and used. • Plans are coproduced. • The voice of the CYP is heard. • Proactive communication leads to less reactive outcomes

Sensory and/or Physical Needs

Strategies & Approaches

- All setting staff are aware of individual CYP's sensory and or physical disability and implications in all teaching and learning environments.
- Favourable access arrangements are identified & Favourable seating arrangements are identified.
- Staff are aware that for some CYP, a sensory or physical disability could impact on CYP language and social interaction.
- Staff should encourage CYP to wear appropriate sensory equipment and use physical aids.
- Staff should ensure that all CYP have understood instructions.
- Staff should be aware and take swift action to prevent unkindness related to sensory or physical needs of CYP.
- Accessibility plan in place
- Total Physical Response for sensory and physical needs
- PEEPs

Resources, Advice and Consultation available

- Creative Education Trust academy improvement and Trust Directors
- Private provision for specialist guidance and support
- LA Education Psychology Team
- LA Sensory Support service. For CYP with sensory impairment (vision, hearing or multi-sensory) information from Sensory Support Service is available to support settings understand the specific, individual needs of these CYP.
- LA Portage and early years Inclusion Team.
- LA Occupational Therapy Service.
- LA Children with Disabilities Team.
- NHS Physiotherapy Service.
- NHS Therapy Pack.
- NHS School Nursing Service.

- Council for disabled children: councilfordisabledchildren.org.uk/
- The national sensory impairment partnership for vision impairment, hearing impairment and multi- sensory impairment: www.natsip.org.uk
- RNIB: [www.rnib.org.uk/services-we-offer-advice-professionals-education-professionals/education resources](http://www.rnib.org.uk/services-we-offer-advice-professionals-education-professionals/education-resources). Links to useful resources and a document listing teacher-reviewed resources for blind and partially sighted learners.
- Seeing Ear Library: www.seeingear.org/ (accessible online library for large print).
RNIB Lending Library: www.rnib.org.uk/braille-and-giant-print (large print and Braille books).

What?	How?	So What?
Hearing impairment	<ul style="list-style-type: none"> • All staff who work with a CYP with HI should be made aware how best to support in the setting as advised by their link teacher of the deaf. • Seat near front of class/ group with clear view of practitioner's face and any visual material used. • Instructions delivered clearly and at an appropriate volume. • Ensure the lesson/ activity content has been heard and understood, particularly when delivering new information, instructions or homework; and/or using unfamiliar vocabulary. • Pre and post tutoring as advised by Teacher of the Deaf (ToD). • Repeating / rephrasing pertinent comments made by other CYP. • Ensuring the CYP accesses those comments. • Be aware the CYP may use lip-reading and visual clues to support their hearing. Ensure that they are facing you when you are giving instructions. Avoid moving around the room whilst talking. • Use visual reinforcement (pictures and handouts), to support learning. • Be aware that during physical activity it will be more difficult to follow verbal instructions. Also consider the acoustics in the hall, gym and swimming pool. • Words spoken on an audio/visual recording may need a person to repeat what is being said, provide visual support such as written copy and/or subtitles. • Carpeting, soft furnishing, rubber feet on the table and chair legs etc. will reduce noise. Seat away from any source of noise, for example, window, corridor, fan heater, projector, the centre of the classroom etc. • Encourage good listening behaviours such as sitting still, looking and listening. • Encourage to ask when not sure what to do and to access resources independently when needed. • A quiet working environment, particularly for specific listening work. • Staff to work together with other professionals to share strategies and advice to support 	<ul style="list-style-type: none"> • Staff follow guidance of teacher of deaf e.g., re seating/correct equipment for classroom where possible. • Staff know child's individual needs so right equipment in place. • Professionals share reports in an intimate manner to rest of staff. • CYP able to access learning to make expected progress for the child. • CYP is given time to learn vocabulary for following week. Additional time/adult to explain homework. • Staff speak to the CYP to know how best to speak to peers during learning activities. • CYP has a way to show they haven't heard something. • There is a shared celebration of deaf culture within school e.g., sign language learnt, deaf awareness weeks. • Correct procedures are used in exams and these have been

	<p>the child or young person.</p> <ul style="list-style-type: none"> • Provide additional time to complete tasks and assignments. Sensory Support Service would carry out specialist assessments to inform settings practice, for example, language assessments, functional vision assessments, IT, NEALE analysis for large print or braille users. • A specialist teacher from Sensory Support Service would need to contribute to requests for modified assessment papers or where more than 25% of time is required. • Parental communication to learn how to best support at school • Pupil voice heard and acted upon • IT equipment and specific equipment when needed • Extra training for appropriate adults working with child specific to their needs • Education to other children in school on deaf awareness to increase understanding 	<p>put into place before soare identified as everyday practice.</p>
--	--	---

<p>Visual impairment</p>	<ul style="list-style-type: none"> • Staff to work together with other professionals to share strategies and advice to support the child or young person as advised by Qualified teacher for the visually impaired (QTVI). • Use advice from Sensory Support Service available through the website: • www.sensorysupportservice.org.uk • Touch Typing when required to improve recording. • Use of magnification and accessibility features. • Use of magnification equipment, for example, visualisers, low vision aids, tablets. • Additional time to complete tasks. • Language mediation of visual information beyond CYP visual reach. • Adapted PE activities. • Line marking and visually friendly environments as per environmental audit and similar interventions suggested by QTVI. • Post and pre tutoring to ensure concepts are understood. • Use of real objects to support concept development and understanding. • Use of ICT for example, iPad connected to whiteboard. • Reading apps/reading pens • Equipment for life skills/curriculum activities. • CYP voice • Rest breaks • Promote understanding of visual impairments for other children • Accessibility plan 	<ul style="list-style-type: none"> • Correct support in Exams and time to explore these in every day practice in classroom. • Interventions are planned where touch typing, and dictation can be taught/practiced • Reports showing what size fonts/colour/sitting position etc are in place in the classroom. • CYP Learn braille/use of braille when needed • Classroom/school is tidy and clear and CYP know to put things away if in way of person walking etc • Signage is clear around school. • Lots of concrete resources out in classroom are used to support learning. • Health and Safety risk assessment is in place and followed if necessary. • Physical changes to buildings are identified in the accessibility plan.
---------------------------------	--	--

<p>Physical disability</p>	<ul style="list-style-type: none"> • Staff to work together with other professionals to share strategies and advice to support the child. This could include the inclusion of appropriate exercises (recommended from a therapist) for a child within the curriculum such as during a warmup session for PE/games etc. • Moving and manual handling training, all staff who may be involved with Moving and Handling children should have Basic Manual Handling training. • Support equipment. • Accessibility planning. • Accessible transport. • Work chairs. • iPad and grips. • Staff with care training and appropriate hygiene suites. • Switch operated life skills / curriculum equipment. • Adapted equipment to access specific aspects for example, cutlery, crockery, scissors. • Engage CYP to give their voice. • Engage Parent carer voice in planning 	<ul style="list-style-type: none"> • Correct equipment is available as suggested in professional reports. • School trips are accessible. Risk assessments are in place. • Adjustments are made to rooms when necessary • Accessibility plans detail support required and available. • Staff coproduce plans with professional advice. • An appropriate number of staff are trained in imitate care and moving and handling etc.
-----------------------------------	---	---

<p>Severe and complex medical needs including a life-threatening diagnosis or condition.</p>	<ul style="list-style-type: none"> • Reasonable adjustments in line with the Equality Act 2010. • Support equipment such as lockable medicine cabinets, first aid bags, fridges. • Rotated medication and or care training. • Liaising with specialist colleagues for up-to-date training. • Clear bereavement training and policies. • Regular home and setting contact when/if learner is not in a setting to maintain feeling of belonging with peers and community. • Engage CYP to give their voice. • Engage parent carer voice in planning 	<ul style="list-style-type: none"> • Staff have a good understanding/knowledge of condition. Where possible experts talk to members of staff to ensure they are well informed. • Individual health care plan is in place • Staff receive training from appropriate organisations. • Attendance officers are engaged if there is an effect on learning/schooling. • AP provision is in place if necessary • Medicines are correctly stored
---	---	---

<p>Physical sensitivity including hyper (over) and hypo (under) responses and possible Sensory Processing Difficulties (SPD).</p>	<ul style="list-style-type: none"> • Staff to work together with other professionals to share strategies and advice to support the child or young person. • Workouts and or sensory integration activities as advised by an OT programme. • Sensory reduction planning. • Staff training through CPD. • Individual workstations or work systems. • Build resilience using timers. • Engage CYP to give their voice. • Engage parent carer voice in planning • Equipment given to reduced hyper and hypo responses 	<ul style="list-style-type: none"> • Suggestions from professionals are followed • Reasonable adjustments such as; leave lessons early, different uniform, ear defenders, other sensory equipment are in place. • Environmental audit is undertaken alongside the CYP. • Teachers develop and think about classroom environment.
--	--	--